

# Signet Thematic Alpha Fund

Dollar Accumulation Classes

Monthly report - January 2024

INVESTORS FOR A CHANGING WORLD [www.signetglobal.com](http://www.signetglobal.com)



## Contact Information

**Mike Miroshnichenko**

Portfolio Manager

[mmiroshnichenko@signetglobal.com](mailto:mmiroshnichenko@signetglobal.com)

## Key Facts

Fund size	20.3 mn
NAV per Share	101.74
No of holdings	22

## Performance Analysis

Positive months	52.94%
Average Winning Month	3.95
Average Losing Month	-2.75
Total Return Annualized	8.97%
Volatility	14.16%

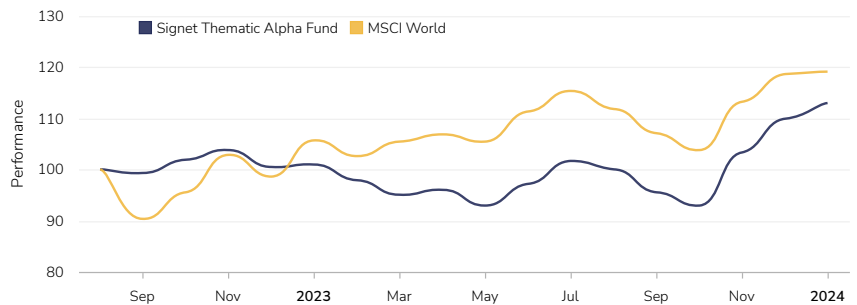
## Objective

The Fund's investment objective is to achieve a high risk-adjusted return through active portfolio management by investing in equities in developed markets. Capital invested is at risk and there is no guarantee that a positive return will be delivered or that the investment objective will be achieved over any time period.

## Fund Features

- Global exposure to companies poised to benefit from structural 'megatrends'.
- Quantitatively-driven, macro-aware process with high active share.
- Ability to vary net exposure and mitigate volatility by using cash and derivatives.

## Performance comparison



## Contributors and Detractors YTD

Contributors	Detractors
■ NVIDIA	■ Teradyne
■ iShares Semiconductor ETF	■ ON Semiconductor
■ ASML	■ Tower Semiconductor
■ Ultra Clean Holdings	■ EPAM
■ Meta Platforms	■ Apple

## Portfolio comments for January 2024

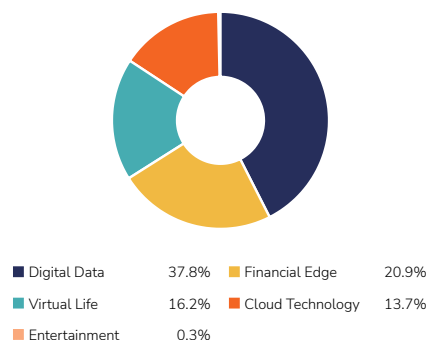
The US macro data provided many positive surprises for the investors in the beginning of the year. US GDP was +3.1% (YoY, real) in 4Q23, a fourth consecutive acceleration. ISM New Orders index posted 52.5 in January, back to growth territory, first time since summer 2022. Inflation continues to normalize - January headline CPI reading was +3.1% YoY, core CPI was +3.9%. S&P 500 gained 5.4% (here and later - total return), MSCI World +3.7%, NASDAQ 100 +6.4%.

The Fund gained 2.7% MoM with month-end net exposure of 88.8% of NAV. Top-3 themes were Digital Data (37.2% NAV), Financial Edge (20.9%), Virtual Life (16.2%). Top-3 MTD performance contributors were NVIDIA (+1.0%), iShares Semiconductor ETF (+0.6%) and ASML (+0.6%). Top-3 performance detractors were Teradyne (-0.9%), ON Semiconductor (-0.6%) and Tower Semiconductor (-0.3%). End of month aggregate score of companies in portfolio based on proprietary ranking system of 10 factors and 100 sub-factors (101 for banks) is 6.9/10 on the long side, 4.8/10 on the short side.

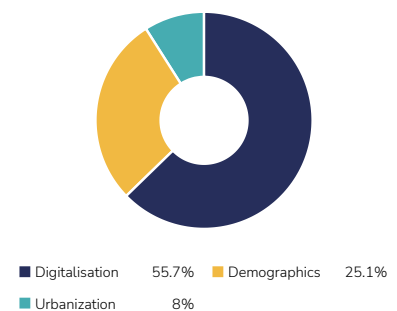
## Top 10 Holdings (% of NAV)

Alphabet	7.6%
Microsoft	5.9%
Mastercard	5.9%
Applied Materials	5.8%
Marsh & McLennan	5.7%
Adobe	5.7%
KLA	5.4%
Synopsys	5.2%
Axcelis	5.2%
Arthur J Gallagher	5.1%

## Theme exposure (% NAV)



## Megatrend exposure (% NAV)



# Signet Thematic Alpha Fund

Dollar Accumulation Classes

Monthly report - January 2024

INVESTORS FOR A CHANGING WORLD [www.signetglobal.com](http://www.signetglobal.com)



## Risk Factors

- **Equity Risk:** Investing in equity shares means taking a stake in the performance of that company, participating in the profits it generates by way of dividends and any increase in its value by way of a rise in its share price. However, such equity shares may also depreciate in value and lead to substantial losses of up to the total amount invested should an underlying company file for bankruptcy.
- **Currency Risk:** The Fund may have multiple non-US Dollar currency exposures and such exposures will be unhedged. These nonUSD currencies may depreciate against the US Dollar and lead to losses.
- For a more detailed explanation of risks, please refer to the "Risk Factors" section of the Prospectus and Supplement.

## Standing Data

Fund Manager	Signet Capital Management Ltd
Portfolio Manager	Mike Miroshnichenko
ISIN	KYG8157F1292
Bloomberg ticker	STAF AUS KY
Mgmt. fee	1.5%
Perf. fee	20%
Liquidity	Monthly
Notice	30 days
Legal form	Cayman Fund
Launch Date	1 September 2022
Min. investment	100 000 USD
Inception NAV	18.014M
Currencies	USD
Depository	European Depository Bank SA
Administrator	Apex Fund Services
Auditor	Grant Thornton (Cayman) Ltd

## Investment Policy

The Fund may invest (directly and/or indirectly) worldwide with focus on developed markets, in corporate securities and their associated derivative instruments. The investable universe comprises companies within structural themes that the manager identifies as having attractive quantitative characteristics. The Fund may also invest in money-market instruments (funds) and bank deposits.

## Investment Strategy

The Fund will target, and aim to benefit from, long-term 'megatrends' (Demographics, Urbanization, Digitalization and Environment) prioritising large and medium-sized companies in developed markets. The investment manager defines 'megatrends' as factors that transform civilization and sub-themes may include: Robotics, Security, Cloud Technology, Virtual Life, Digital Data, Life Sciences, Health Care, Entertainment, Education, Water, Agriculture, Waste, Clean Energy, Mobility, Infrastructure and Financial Edge. The investment manager exploits original proprietary multi-factor scoring system based on 10 factor groups and no less than 100 factors as a quantitative tool for determining securities with advantageous characteristics.

## Monthly Net Returns

	Jan	Feb	Mar	Apr	May	Jun	Jul	Aug	Sep	Oct	Nov	Dec	Year
2024	+2.70%												+2.70%
2023	+0.58%	(3.10%)	(2.97%)	+1.18%	(3.20%)	+4.44%	+4.60%	(1.45%)	(4.57%)	(2.62%)	+11.16%	+6.30%	+9.50%
2022									(0.75%)	+2.60%	+2.02%	(3.32%)	+0.44%

## Disclaimer

This document is prepared by Signet Capital Management Ltd (the "Investment Manager") based on internally developed data, and third party and publicly available information generally accepted as reliable. However, no attempt has been made to verify independently such information. No undertaking, representation or warranty or other assurance, express or implied, is made or given by or on behalf of the Investment Manager or any of its members, employees, agents or advisers or other person as to the accuracy completeness or fairness of the information or opinions contained in this document and no responsibility or liability is accepted for any such information or opinions. Past performance does not indicate or guarantee future results. This document is being supplied to relevant persons solely for their information and may not be copied, reproduced, further distributed to any other person or published, in whole or in part, for any purpose without the consent of the Investment Manager and is being provided to relevant persons on the basis that they keep confidential any information contained in this document. This document does not constitute, or form part of, any offer or invitation to sell, allot or issue, or any solicitation of an offer to purchase or subscribe for, any securities nor shall it, or any part of it, or the fact of its distribution, form the basis of, or be relied on in connection with, or act as any inducement to enter into, any contract or commitment for securities. Recipients of this material are reminded that any such purchase or subscription must be made only on the basis of the information contained in the Private Placement Memorandum in its final form. No reliance may be placed for any purpose whatsoever on the information or opinions contained in this document or on the completeness, accuracy or fairness thereof. Any investment and/or services offered or related to this document are by no means intended for retail clients and should not be made available to retail clients. For specific distribution and investment restrictions in other jurisdictions please refer to the Private Placement Memorandum, a copy of which is available at request.

From April 2021, the strategy followed was the Absolute Return. However, please note that from September 2022 onwards, the strategy changed to Thematic Alpha. There was a re-naming of shares. This did not reshape the share price but the whole strategy was fully reviewed and changed to Thematic Alpha. The Fund name was changed since 01.09.2022 from SFARF to STAF. MSCI World Index is presented excluding dividends and rebased to 100.00 at 1 September 2022.